


Dhaka Electric Supply Company Limited (DESCO)
Statement of Financial Position (un-audited)
As at December 31, 2014

	Dec 31, 2014 Taka	June 30, 2014 Taka
APPLICATION OF FUND:		
Non Current Assets:		
Property, Plant & Equipment	11,156,060,743	11,250,601,203
Capital Work -in- Progress	1,530,328,796	1,297,090,905
	12,686,389,539	12,547,692,108
Current Assets:		
Stores and Spares	4,090,500,406	2,231,837,839
Accounts Receivable	3,304,891,527	3,416,462,871
Advances & Deposits	906,855,427	964,110,427
Advance Income Tax	697,493,037	653,229,855
Cash and Bank Balances	13,725,840,369	15,592,839,958
	22,725,580,767	22,858,480,949
Total Assets	35,411,970,306	35,406,173,057
Equity & Liabilities:		
Capital & Reserves:		
Share Capital	3,442,162,810	3,442,162,810
Share Money Deposit	75,000,000	75,000,000
GOB Equity	1,552,140,000	1,552,140,000
Retained Earnings	7,073,573,322	6,226,949,770
Equity	12,142,876,132	11,296,252,580
Long Term Liabilities:		
Long Term Loans (ADB & GOB)	7,154,294,930	7,237,725,115
Deferred Tax Liability	1,813,821,843	1,813,821,843
Due to DESA / DPDC (for assets taken over)	4,039,671,539	4,039,671,539
Consumer Security Deposits	1,590,163,256	1,507,716,212
	14,597,951,568	14,598,934,710
Current Liabilities:		
Accounts Payable	3,497,767,198	4,995,724,089
Creditors for Goods/Works	88,395,656	671,560,140
Creditors for Other Finance	1,540,584,499	1,437,034,118
Creditors for Expenses	276,257,338	263,788,472
Current Maturity of Long Term Loans	421,809,109	578,873,064
Accrued Interest on Loans	1,322,986,208	1,214,022,035
Provision for Income Tax	691,092,598	349,983,848
	8,634,892,606	9,510,985,767
Total Equity & Liabilities	35,375,720,306	35,406,173,057


Md. Rofi Uddin
Executive Director (F & A)


Brig. General Md. Shahid Sarwar (Rtd.)
Managing Director


Dhaka Electric Supply Company Limited (DESCO)
Statement of Comprehensive Income (un audited)
For the half year ended December 31, 2014

	July to Dec 2014 Taka	Notes	July to Dec 2013 Taka	Oct to Dec 2014 Taka	Oct to Dec 2013 Taka
Operating Revenue:					
Energy Sales	14,376,536,786	a	12,334,130,509	6,345,477,727	5,417,306,378
Other Operating Revenue	124,556,153		96,643,479	32,886,998	13,180,303
Total Revenue from Operation	14,501,092,939		12,430,773,988	6,378,364,725	5,430,486,681
Cost of energy Sales:					
Energy Purchase	12,266,478,377	b	11,367,256,852	5,326,175,363	4,940,936,845
Operating expenditure	385,486,070		307,873,607	216,752,378	164,030,450
Depreciation (Operating)	348,937,652		342,250,340	174,468,826	171,125,170
	13,000,902,099		12,017,380,799	5,717,396,567	5,276,092,465
Gross Margin	1,500,190,840		413,393,189	660,968,158	154,394,216
Cost & Expenditures:					
Administrative expenses	108,563,029		108,238,422	59,607,551	62,733,011
Employee expenses	473,993,404		462,765,836	208,045,021	278,662,415
Bad debts Provision	16,258,462		61,670,653	16,258,462	61,670,653
Depreciation (Non Operating)	16,721,458		18,500,836	8,367,204	9,250,418
	615,536,353		651,175,747	292,278,238	412,316,497
Operating Profit	884,654,488		(237,782,558)	368,689,920	(257,922,281)
Non Operating Income/(Expense)					
Interest Income	360,156,751	c	694,237,590.7	273,275,164	568,047,394
Interest Expense	(179,653,505)		(162,472,702)	(87,791,666)	(81,137,884)
Exchange Loss/Gain provision	89,428,240	d	(29,299,334)	89,428,240	9,766,445
Miscellaneous Income	13,170,650		55,263	8,779,981	40,645
Total Non Operating Income/(Expense)	283,102,136		502,520,818	283,691,719	496,716,600
Net Profit before tax	1,167,756,623		264,738,259	652,381,639	238,794,319
Current Tax Provision	(321,133,071)		(72,803,021)	(179,404,951)	(65,668,438)
Deferred Tax Provision	-		-	-	-
	(321,133,071)		(72,803,021)	(179,404,951)	(65,668,438)
Net Profit After Tax	846,623,552		191,935,238	472,976,689	173,125,882
Basic Earning per share (EPS)	2.46		0.56	1.37	0.50
Restated EPS	2.24		0.51	1.25	0.46
No of Shares	344,216,281	e	344,216,281	344,216,281	344,216,281

Notes :

- a) Energy Sales increased due to increase of sales volume and price.
b) Energy Purchase increased due to increase of Purchase volume.
c) Interest income decrease due to decrease of interest rate as well as decrease of volume of FDR.
d) Exchange fluctuation gain has arisen out of translation of foreign currency loan (in dollar) into taka at reporting date as per BAS-21.
e) 3,44,21,628 nos of bonus share have subsequently been issued on 4th January-2015.



Md. Rofi Uddin
Executive Director (F & A)


Brig. General Md. Shahid Sarwar (Rtd.)
Managing Director

**Statement of Cash Flow (un-audited)
For the half year ended December 31, 2014**

SL. NO.	PARTICULARS	Dec'31, 2014	Dec'31, 2013
A.	Cash Flow from operating Activities	Taka	Taka
	Received from Energy Sales	14,621,419,971	12,735,508,900
	Collection of Govt. Duty, VAT & Tax	873,632,443	687,599,551
	Received from Other Operating & Non Operating Activities	269,408,000	510,002,496
	Received against Financial Income	360,156,751	694,237,591
	Payment for Energy Purchase	(13,764,709,955)	(12,530,818,599)
	Payment for Employees Expenses	(413,993,404)	(499,334,257)
	Payment for Operating Expenses	(186,044,090)	(314,040,735)
	Payment for Administrative & Other Expenses	(65,926,788)	(80,779,143)
	Payment for Interest on Long Term Loan	(44,835,119)	(39,884,653)
	Income tax Paid	(44,278,182)	(107,244,493)
	Payment for Govt. Duty, Vat & Tax	(928,741,214)	(711,913,585)
	Net cash inflow from operating activities:	676,088,413	343,333,072
B.	Cash Flow from Investing Activities:		
	Acquisition of Property & Plant	(271,108,377)	(758,497,911)
	Acquisition of Stores & Equipment	(2,171,370,569)	(341,749,002)
	Net cash used in investing activities:	(2,442,478,946)	(1,100,246,913)
C.	Cash Flow from Financing Activities:		
	Long Term Loan received	-	-
	Long Term Loan Paid	(151,065,899)	(137,558,477)
	Dividend Paid	(43,754,823)	(2,199,387)
	Consumer Security Deposit	94,211,666	81,761,230
	Net cash inflow from financing activities:	(100,609,056)	(57,996,634)
D.	Cash & Cash equivalents increase / (decrease) during the year	(1,866,999,589)	(814,910,475)
E.	Cash & Cash equivalents at the beginning of the year	15,592,839,958	16,125,607,818
F.	Cash & Cash equivalents at the ending of the year	13,725,840,369	15,310,697,343
	Net operating cash flow per share	1.96	1.00



Md. Rofi Uddin
Executive Director (F & A)


Brig. General Md. Shahid Sarwar (Rtd.)
Managing Director

**Dhaka Electric Supply Company Limited (DESCO)
Statement of Changes in Equity (un-Audited)
For the half year ended December 31, 2014**

Particulars	Share Capital	Share Money Deposit	GOB Equity	Reserve & Surplus	Proposed Dividend	Total
Balance at 30 June 2014	3,442,162,810	75,000,000	1,552,140,000	6,226,949,770	-	11,296,252,580
Half yearly net profit	-	-	-	846,623,552	-	846,623,552
Balance at 31 Dec' 2014	3,442,162,810	75,000,000	1,552,140,000	7,073,573,322	-	12,142,876,132
Particulars	Share Capital	Share Money Deposit	GOB Equity	Reserve & Surplus	Proposed Dividend	Total
Balance at 30 June 2013	2,993,185,063	75,000,000	1,552,140,000	6,145,810,140	-	10,766,135,203
Half yearly net profit	-	-	-	191,935,238	-	191,935,238
Balance at 31 Dec' 2013	2,993,185,063	75,000,000	1,552,140,000	6,337,745,378	-	10,958,070,441


Md. Rofi Uddin
Executive Director (F & A)


Brig. General Md. Shahid Sarwar (Rtd.)
Managing Director



DHAKA ELECTRIC SUPPLY COMPANY LIMITED

22/B Faruk Sarani, Nikunja-2, Khilkhet, Dhaka-1229

PABX: 8900110-11, 8900220-23 Fax: 8900100

E-mail: info@desco.org.bd mddesco@desco.org.bd

www.desco.org.bd